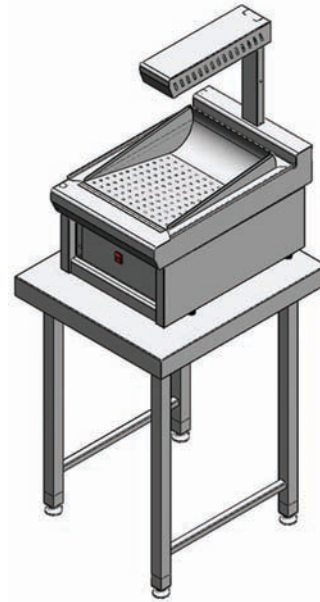


CHIP DUMPS

Table Model Chip Dump

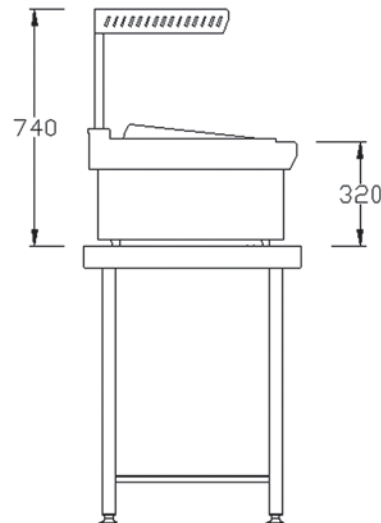
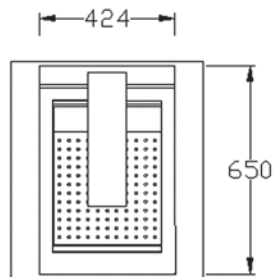
Features

1. **Chip shute** - Manufactured from 1.6mm grade 430 st/steel.
2. **Body** - Manufactured from 0.9mm grade 430 st/steel.
3. **Lamp** - Food safe heating lamp.



Excludes Table

Drawings



Specifications

Dimensions: 425(W) x 650(D) x 740(H)
 Power consumption: 15 amp 220 volt
 Electrical connection: 2 meters (3 core) cable with fly leads

Optional Extras

Body and top section can be manufactured from: 304 st/steel
 Heating element inside base unit for heating from below